

**Warren County Public Health
Injury Prevention Brief
February 2022**



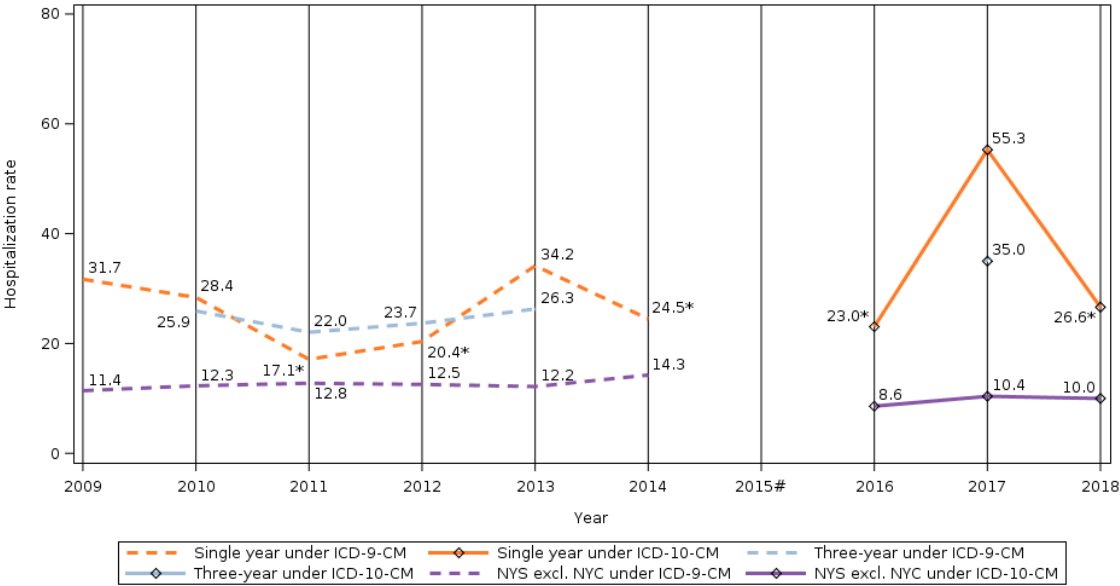
Injury Prevention

Preventing intentional and unintentional injuries in Warren County takes a lot of education and special measures. Improving the education on predicting and preventing injuries can lower the hospitalization and mortality rates of many forms on injuries. Self-indicated injuries, suicide, falls, overdoses, motor vehicle injuries, and even intentional assaults and homicides are included in this report to raise awareness about them once again. The total emergency department visit rate per 10,000 is 3,608.3 in Warren County. That rate is lower than both the North Country and NYS (excl. NYC), but it is important to think about when comparing all the injury hospitalization rates in this report. It is unknown how the Covid-19 pandemic impacted both intentional and unintentional injuries in Warren County.

Self-inflicted harm and Suicide

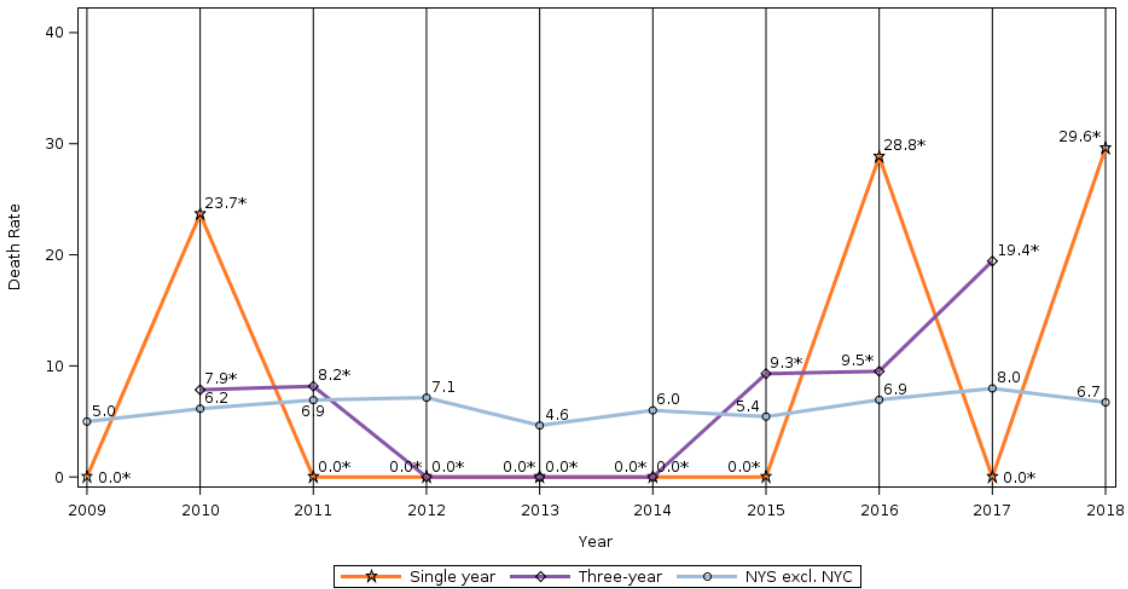
Self-inflicted harm is when someone intentionally injures themselves, usually because of poor mental health. This self-inflicted harm can include or lead to suicide. The self-inflicted injury hospitalization rate per 10,000 is 8.9 in Warren County. This rate is higher than both the North Country and NYS (excl. NYC). The self-inflicted injury hospitalization rate per 10,000 for teens 15 to 19 years old is 35 in Warren County. This rate is much higher than both the North Country and NYS (excl. NYC). It is also much higher than the regular self-inflicted injury hospitalization rates in Warren County. It must be noted that the actual number of teens with self-inflicted injuries remains very low in Warren County, which makes that case rates unstable and not easily comparable to other rates.

Warren County - Self-inflicted injury hospitalization rate per 10,000 - Aged 15-19 years



The suicide mortality rate per 100,000 is 11.4 in Warren County. This is around the same rate as the North Country, but higher than NYS (excl. NYC). Looking at teens 15 to 19 years old, the suicide mortality rate per 100,000 is 19.4 in Warren County. This rate is much higher than both the North Country and NYS (excl. NYC). However, it must be noted that the actual number of suicides among teens remains very low, which makes the rates very unstable. Improving and increasing the availability of mental health services would in turn help improve the rate of physical self-harm in Warren County.

Warren County - Suicide mortality rate per 100,000 - Aged 15-19 years

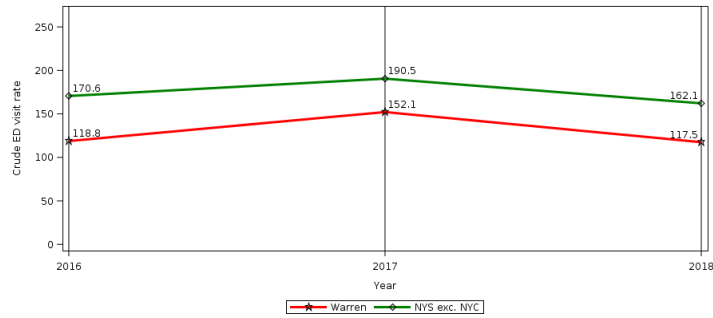


NYS Community Health Indicator Reports (CHIRS), 2020 (2)

Opioid Overdose Prevention

Another reason to re-evaluate mental health services provided in Warren County, is the concerning rates of opioid overdoses. The rate of all emergency department visits involving any opioid overdose per 100,000 is 45.1 in Warren County. This rate is higher than the North Country but lower than NYS (excl. NYC). The rate of all emergency department visits involving any opioid overdose per 100,000 among people 25 to 44 years old is 117.5 in Warren County. This rate is higher than both the North Country and NYS (excl. NYC). When focusing on these emergency department visits, it will be important to show more attention to the group of people 25 to 44 years old since they have much higher rates in Warren County. There is also concern about increasing rates of opioid overdose locally during the COVID-19 pandemic which have been seen in State and National trends.

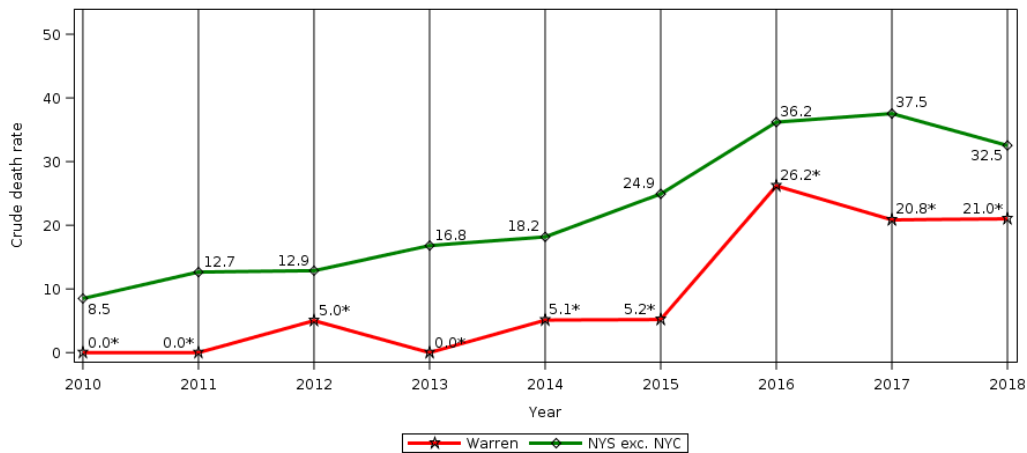
Warren County - All emergency department visits (including outpatients and admitted patients) involving any opioid overdose, crude rate per 100,000 population - Aged 25-44 years



NYS Opioid Data Dashboard – County Level: Warren County, 2021 (1)

The rate of overdose deaths involving any opioid per 100,000 is 7.8 in Warren County. This rate is higher than the North Country but lower than NYS (excl. NYC). The rate of overdose deaths involving any opioid per 100,000 people 18 to 44 years old is 21 in Warren County. This rate is also higher than the North Country but lower than NYS (excl. NYC). It must be noted again that the actual number of opioid overdose deaths in Warren County is low making rates very unstable and difficult to compare with other rates.

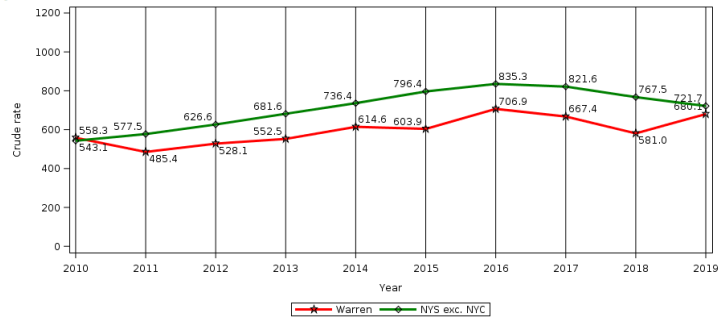
Warren County - Overdose deaths involving any opioid, crude rate per 100,000 population - Aged 18-44 years



NYS Opioid Data Dashboard – County Level: Warren County, 2021 (2)

The rate of admissions to OASAS-certified substance use disorder treatment programs for any opioid per 100,000 ages 12 and up is 680.1 in Warren County. This rate is around the same as NYS (excl. NYC), but higher than the North Country.

Warren County - Admissions to OASAS-certified substance use disorder treatment programs for any opioid (incl. heroin), crude rate per 100,000 population - Aged 12+ years



NYS Opioid Data Dashboard – County Level: Warren County, 2021 (3)

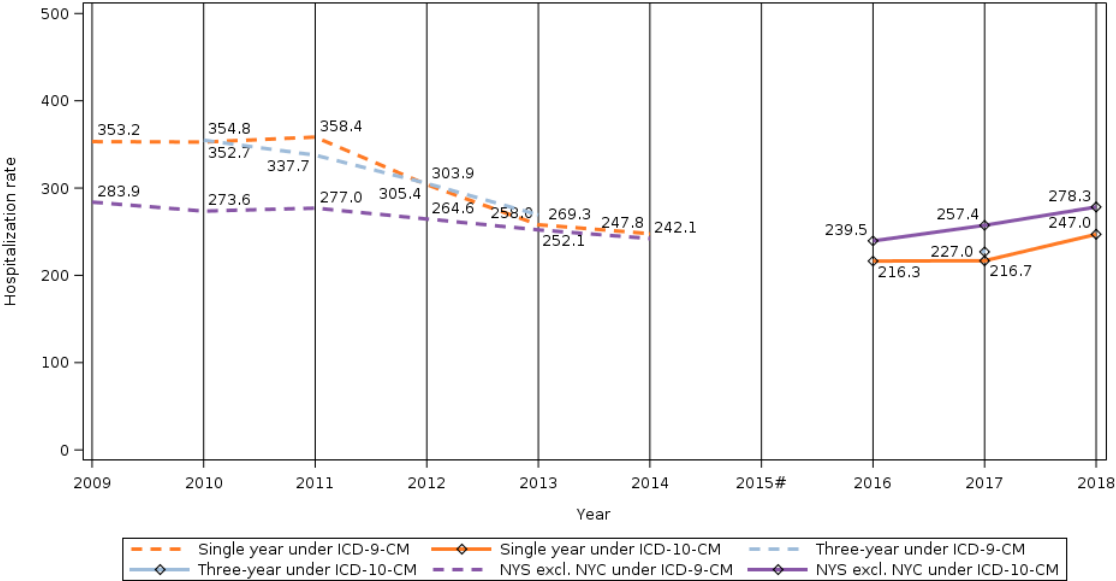
According to the New York State OASAS website, there are 5 chemical dependence treatment programs and 1 chemical dependence prevention program in Warren County. These facilities are primarily located in Glens Falls and Queensbury. Expanding the population served in Warren County with opioid prevention and treatment services would be beneficial for the residents struggling with addiction, as well as their families and the communities around them.

Unintentional Injuries

The hospitalization rate for falls per 10,000 is 51 in Warren County. This rate is higher than both the North Country and NYS (excl. NYC). When breaking it up among age groups in Warren County the hospitalization rate for falls per 10,000 among people 65 to 74 years old is 66.5, among people 75 to 84 years old the rate is 205.4, and among people 85 years old and older the rate is 580.9. In comparison, the hospitalization rate for falls per 10,000 among kids under the age of 10 is 10.8 in Warren County. This rate is higher than both the North Country and NYS (excl. NYC), but much lower than the rate among elderly adults in Warren County. Fall prevention services will need to be mostly targeted towards elderly adults in Warren County, but children cannot be left out.

The unintentional injury mortality rate per 100,000 is 34.2 in Warren County. This rate is lower than both the North Country and NYS (excl. NYC). But the unintentional injury hospitalization rate per 10,000 is 81.8 in Warren County. This is higher than both the North Country and NYS (excl. NYC). When looking at the elderly adult population, the unintentional injury hospitalization rate per 10,000 for people 65 and older is 226.9 in Warren County. This rate is higher than the North Country but lower than NYS (excl. NYC).

Warren County - Unintentional injury hospitalization rate per 10,000 - Aged 65 years and older



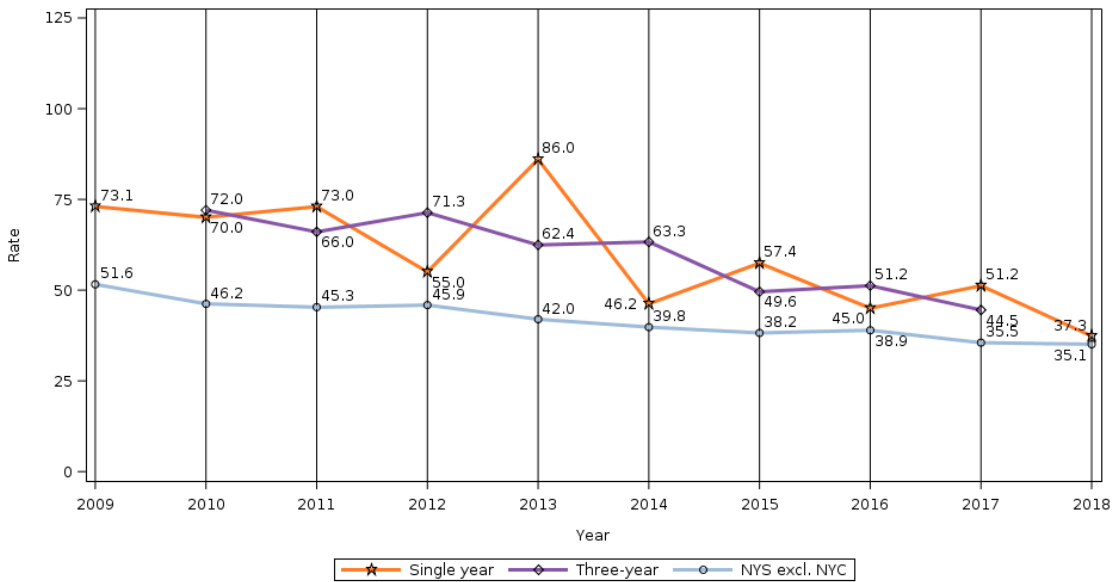
NYS Community Health Indicator Reports (CHIRS), 2020 (3)

The work-related injury hospitalization rate per 100,000 employed persons 16 years old and older is 118.4 in Warren County. The fatal work-related injuries rate per 100,000 employed persons 16 years old and older is 5.5 in Warren County. This rate is higher than both the North Country and NYS (excl. NYC). Improving work conditions, educating on work safety, and implementing more safety measures where needed would all be beneficial for the working residents in Warren County.

The poisoning hospitalization rate per 10,000 is 8.9 in Warren County. This rate is higher than both the North Country and NYS (excl. NYC). Educating the residents of Warren County on the dangers of different chemicals, and how to properly use or store them can lower these rates in the future.

The alcohol related motor vehicle injuries and death rate per 100,000 is 44.5 in Warren County. This rate is higher than both the North Country and NYS (excl. NYC). The motor vehicle injury mortality rate per 100,000 is 9.8 in Warren County. The non-motor vehicle injury mortality rate per 100,000 is 24.3 in Warren County. Prioritizing drunk driving prevention can help lower the alcohol related motor vehicle injuries and death rates, since that rate is higher than the other two motor vehicle injury rates mentioned.

Warren County - Alcohol related motor vehicle injuries and deaths per 100,000

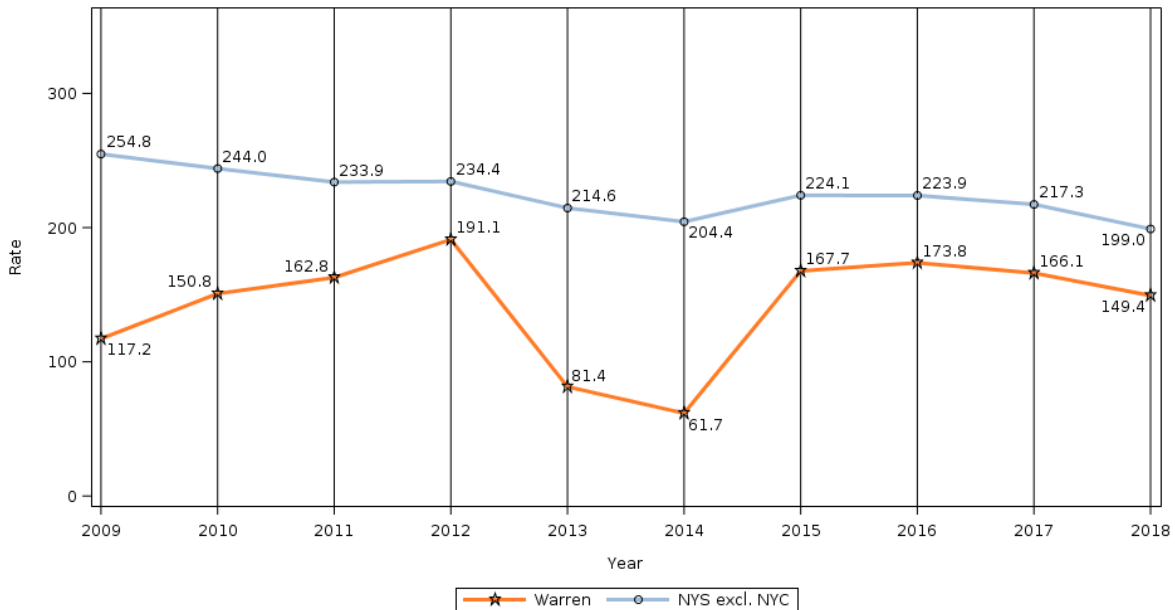


NYS Community Health Indicator Reports (CHIRS), 2020 (4)

Intentional Injuries

The violent crime rate per 100,000 is 149.4 in Warren County. This rate is lower than both the North Country and NYS (excl. NYC). Violent crimes include murder, rape, robbery, and aggravated assault. The assault hospitalization rate per 10,000 is 1.4 in Warren County, which is higher than the North Country but lower than NYS (excl. NYC). The homicide mortality rate per 100,000 is 3.1 in Warren County, which is higher than the North Country but the same as NYS (excl. NYC). Warren County needs to maintain a safe community to improve the well-being of all residents. It is important to understand why violent crimes are being committed, and to put measures in place to reduce the rates.

Warren County - Violent crime rate per 100,000



NYS Community Health Indicator Reports (CHIRS), 2020 (5)

Some injury prevention measures and services should be re-evaluated to improve predicting and preventing injuries throughout Warren County. If there are not enough services already provided for people struggling with mental health and addiction, for elderly adults who are at high risk of falls, or for victims of violent crimes and assaults then the communities in Warren County need to work together to implement or expand those services.

Data Sources:

New York State Community Health Indicator Reports (CHIRS), 2020: Warren County Dashboard

https://webbi1.health.ny.gov/SASStoredProcess/guest?_program=%2FEBI%2FPHIG%2Fapps%2Fchir_dashboard%2Fchir_dashboard&p=ch&cos=52&ctop=1&ctop=2&ctop=3&ctop=4&ctop=5&ctop=6&ctop=7&ctop=8&ctop=9&ctop=10&ctop=11&ctop=12&ctop=13&ctop=14&ctop=15

New York State Opioid Data Dashboard – County Level: Warren County

https://webbi1.health.ny.gov/SASStoredProcess/guest?_program=%2FEBI%2FPHIG%2Fapps%2Fopioid_dashboard%2Fopioid_dashboard&p=ch&cos=52

New York State Office of Addiction Services and Support – Treatment: Provider and Program Search

https://webapps.oasas.ny.gov/providerDirectory/index.cfm#search_results