

Warren County Board of Superbisors

REPORT OF COMMITTEE ON ASSESSMENT ROLLS

Your Committee on Environmental Concerns & Real Property Tax Services reports that they have verified the footings of the assessment rolls, referred to it as finalized by the Department of Equalization and Assessment, and certify that the following is a correct copy of such footings.

Dated: October 18, 2019

ENVIRONMENTAL CONCERNS & REAL PROPERTY TAX SERVICES COMMITTEE




Claudia Braymer, Chairman



Matthew J. Simpson



John F. Strough




Dennis Dickinson



Peter V. McDevitt




Eugene J. Merlino



William Loeb



Andrea Hogan



Cynthia Hyde

2019 FOOTINGS

TOWN	COLUMN 1 TOWN TAXABLE	COLUMN 2 COUNTY TAXABLE	COLUMN 3 FIXED \$ EXEMPTS	COLUMN 4 TOTAL 2 + 3	COLUMN 5 PARTIAL EXEMPTS	COLUMN 6 GRAND TOTAL 4 + 5
BOLTON	1,584,737,458	1,583,146,680	0	1,583,146,680	10,994,276	1,594,140,956
CHESTER	744,608,105	744,608,105	1,500	744,609,605	24,464,165	769,073,770
GLENS FALLS	775,720,499	772,317,481	3,630	772,321,111	23,937,832	796,258,943
HAGUE	455,822,898	454,755,351	4,500	454,759,851	14,309,850	469,069,701
HORICON	652,226,802	652,226,802	9,200	652,236,002	13,574,641	665,810,643
JOHNSBURG	8,929,051	8,923,910	60	8,923,970	1,412,545	10,336,515
LAKE GEORGE INSIDE	234,149,277	230,152,369	0	230,152,369	5,753,265	235,905,634
OUTSIDE	891,110,238	889,800,937	0	889,800,937	13,099,292	902,900,229
TOTAL	1,125,259,515	1,119,953,306	0	1,119,953,306	18,852,557	1,138,805,863
LAKE LUZERNE	424,364,435	420,344,888	12,000	420,356,888	15,819,823	436,176,711
QUEENSBURY	3,803,763,187	3,810,634,725	26,700	3,810,661,425	115,428,291	3,926,089,716
STONY CREEK	1,335,610	1,330,490	3,400	1,333,890	372,675	1,706,565
THURMAN	165,901,557	164,655,741	1,500	164,657,241	43,136,660	207,793,901
WARRENSBURG	341,945,904	339,265,450	0	339,265,450	15,287,371	354,552,821
TOTAL	10,084,615,021	10,072,162,929	62,490	10,072,225,419	297,590,686	10,369,816,105

2019 District Totals

Town	Lighting District	Total	Fire District	Total	Water District	Total	Fire Protection	Total	Sewer District	Total	Misc	Total
Bolton		508,414,820		1,594,202,516								
Chester			Chester#2 Pottersville#3	532,640,169 184,242,563	Chester#1 Pottersville#2	37,172,909 11,571,727	North Creek Riverside	45,473,285 23,011,523	Loon Park Schroon Park Schroon Park - Exempt	241,001,138 63,001,709 5,965,350		
Hague		41,623,274						461,641,281				
Horicon								666,085,293	Schroon Park Schroon Park - Exempt	169,801,332 742,000		
Johnsburg				2,345,784				6,883,144			EMS	9,228,715
Lake George					D. Point Water	23,794,892	Lk George #1 Lk George #2	854,054,559 51,902,747	Caldwell Sch - Units Caldwell Other-Units Caldwell Capital Imp	2.00 6,021 163,718,986		
Lake Luzerne	Lk Luzerne Hudson Grove Lk Vanare Whitcon Beach	105,093,448 17,057,650 10,099,494 13,594,294		436,509,051	Lk Luzerne Hudson Grove	157,272,193 17,068,706					EMS	436,509,051
Queensbury	Fort Amherst Cleverdale Pinewood South Qsby West Qsby Queensbury	20,860,172 118,401,100 3,775,000 82,941,996 192,142,577 875,556,117			Shore Colony Qsby Exempt Qsby Non-Exe	15,828,540 216,519,531 2,407,965,618		3,954,886,726	Reservoir - Units Qsby Cons SSD S Q/Q Ave - Units Route 9 - Units West Qby Sewer Dist	25.00 12,417.70 1,147.52 6,193.23 1,856.91	Library EMS GL Protect Lk SS Pro DunBay1 DunBay2	3,951,888,892 3,951,888,892 333.85 176.04 60.00 11.00
Stony Creek								1,390,695				
Thurman								170,757,921				
Warrensburg		234,129,594		355,882,521		196,406,598				81,529,955		
Glens Falls											Library GF BID	815,276,152 61,784,530
Warren County									Benefit Sewer-Acres	62.11		