


Warren County Board of Supervisors

REPORT OF COMMITTEE ON ASSESSMENT ROLLS

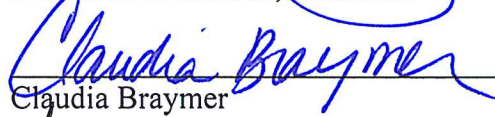
Your Committee on Environmental Concerns & Real Property Tax Services reports that they have verified the footings of the assessment rolls, referred to it as finalized by the Department of Equalization and Assessment, and certify that the following is a correct copy of such footings.

Dated: October 19, 2018

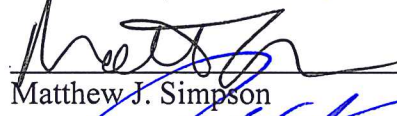
ENVIRONMENTAL CONCERNS & REAL PROPERTY TAX SERVICES COMMITTEE




Dennis L. Dickinson, Chairman



Claudia Braymer



Matthew J. Simpson



John F. Strough



Peter V. McDevitt




Eugene J. Merlino



William Loeb



Andrea Hogan



Cynthia Hyde

2018 FOOTINGS

TOWN	COLUMN 1 TOWN TAXABLE	COLUMN 2 COUNTY TAXABLE	COLUMN 3 FIXED \$ EXEMPTS	COLUMN 4 TOTAL 2 + 3	COLUMN 5 PARTIAL EXEMPTS	COLUMN 6 GRAND TOTAL 4 + 5
BOLTON	1,575,093,876	1,573,541,227	0	1,573,541,227	11,844,206	1,585,385,433
CHESTER	742,905,556	742,905,556	2,050	742,907,606	24,646,880	767,554,486
GLENS FALLS	780,288,460	776,772,246	3,630	776,775,876	26,925,689	803,701,565
HAGUE	453,786,843	452,865,924	4,500	452,870,424	14,180,041	467,050,465
HORICON	645,782,667	645,782,667	9,200	645,791,867	14,556,341	660,348,208
JOHNSBURG	8,945,755	8,940,034	60	8,940,094	1,420,197	10,360,291
LAKE GEORGE INSIDE	234,288,251	229,719,668	0	229,719,668	6,473,807	236,193,475
OUTSIDE	882,730,263	881,418,895	0	881,418,895	13,127,279	894,546,174
TOTAL	1,117,018,514	1,111,138,563	0	1,111,138,563	19,601,086	1,130,739,649
LAKE LUZERNE	420,899,772	416,951,061	12,000	416,963,061	16,022,485	432,985,546
QUEENSBURY	3,764,190,619	3,771,146,688	29,300	3,771,175,988	112,600,328	3,883,776,316
STONY CREEK	1,338,638	1,333,650	3,400	1,337,050	436,376	1,773,426
THURMAN	164,892,703	163,802,715	1,500	163,804,215	43,523,356	207,327,571
WARRENSBURG	340,204,098	337,415,891	0	337,415,891	16,035,429	353,451,320
TOTAL	10,015,347,501	10,002,596,222	65,640	10,002,661,862	301,792,414	10,304,454,276

2018 District Totals

Town	Lighting District Total	Fire District Total	Water District Total	Fire Protection Total	Sewer District Total	Misc Total
Bolton	505,868,712	1,585,011,883				
Chester		Chester#2 531,444,202 Pottersville#3 183,833,037	Chester#1 37,355,094 Pottersville#2 11,520,045	North Creek 45,412,131 Riverside 23,008,087	Loon Park 240,297,208 Schroon Park 63,082,473 Schroon Park - Exempt 5,965,350	
Hague	41,452,943			459,405,385		
Horicon				655,832,408	Schroon Park 169,318,132 Schroon Park - Exempt 742,000	
Johnsburg		2,356,958	2,107,708	6,886,964		EMS 9,243,921
Lake George			D. Point Water 23,508,677	Lk George #1 846,269,810 Lk George #2 51,333,441	Caldwell Sch - Units 2.00 Caldwell Other-Units 6,021 Caldwell Capital Imp 162,087,118	
Lake Luzerne	Lk Luzerne 104,244,303 Hudson Grove 17,057,203 Lk Vanare 10,097,715 Whitcon Beach 13,401,506	433,317,886	Lk Luzerne 156,494,382 Hudson Grove 17,068,565			EMS 433,317,886
Queensbury	Fort Amherst 20,699,540 Cleverdale 118,448,500 Pinewood 3,775,000 South Qsby 82,390,859 West Qsby 190,954,199 Queensbury 862,345,800		Shore Colony 16,133,540 Qsby Exempt 204,492,731 Qsby Non-Exe 2,374,744,883	3,908,712,026	Reservoir - Units 25.00 Qsby Cons SSD 12,148.61 S Q/Q Ave - Units 1,139.68 Route 9 - Units 6,154.42 WC Industrial Pk 11,759,400 West Qby Sewer Disi 1,770.16	Library 3,905,936,122 EMS 3,905,936,122 GL Protect 333.35 Lk SS Pro 175.04 DunBay1 60.00 DunBay2 11.00
Stony Creek				1,422,176		
Thurman				170,152,031		
Warrensburg	233,259,916	354,781,020	192,702,428		81,479,273	
Glens Falls						Library 821,109,485 GF BID 61,277,925
Warren County					Benefit Sewer-Acres 62.11	