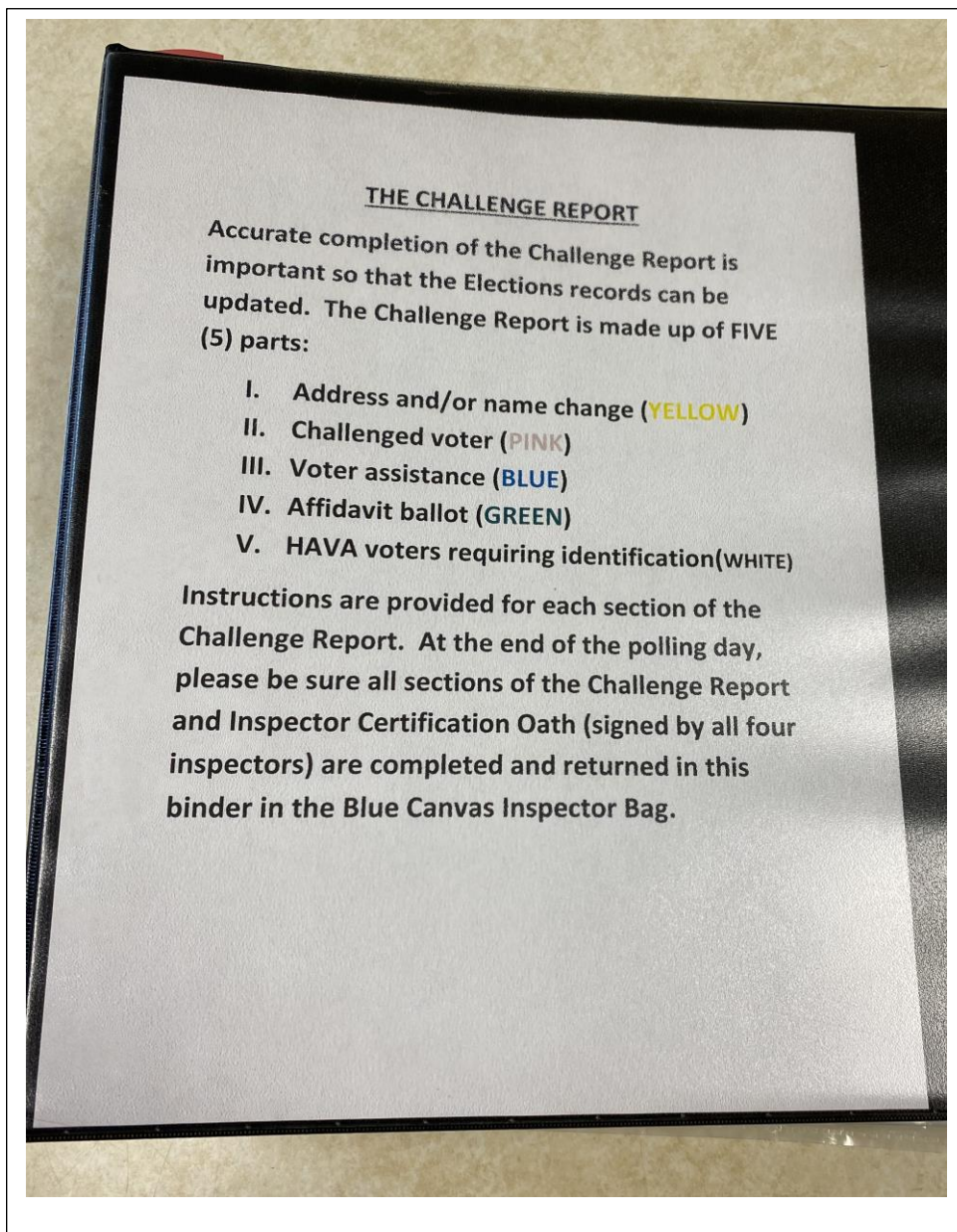








CHALLENGE REPORT BINDER INFORMATION



The Challenge Report Binder contains necessary forms and documents that are used frequently throughout Election Day. It should be kept on the inspector table. Accurate completion of the Challenge Report is important so that the Elections records can be updated. The Challenge Report is made up of five sections:

The binder contains:

1. Court Orders, any unvoted absentee ballots and Watcher Certificates will be returned to the BOE here
2. Oath to be completed by all inspectors at the close of polls
 - ✓ Polling Place Evaluation Sheet
3. HAVA – ID required
4. Instructions for each of the Challenge Report sections (separated by tabbed dividers for each section)
5. Copy of the Inspector Training Manual
6. Plastic folder for completed affidavit envelopes
7. Affidavit envelopes for on-demand printing. Along with printed Affidavits in case of emergency. Affidavit 101 instruction sheet. (Yellow)



Instructions are provided for each section of the Challenge Report. At the end of the polling day, please be sure all sections of the Challenge Report and Inspector Certification Oath (signed by all four inspectors) are completed and returned in this binder in the Blue Canvas Inspector Bag.

*SAMPLE
Oath signed by
all inspectors*

TO BE COMPLETED BY THE CLOSE OF POLLS

INSPECTOR CERTIFICATION: CITY/TOWN _____ WARD _____ DISTRICT _____

WE THE UNDERSIGNED ELECTION INSPECTORS DO HEREBY CERTIFY THAT WE HAVE COMPLETED THIS CHALLENGE REPORT, THAT IT CONTAINS THE LIST OF PERSONS WITH NAME AND ADDRESS CHANGES; THAT IT CONTAINS THE LIST OF PERSONS CHALLENGED, AND THAT THE SAME WERE ADMINISTERED THE REQUIRED OATH; THAT IT CONTAINS THE LIST OF VOTERS THAT HAVE SWORN THEY NEED ASSISTANCE, AS WELL AS THOSE SWORN PERSONS THAT RENDERED THE ASSISTANCE; THAT IT CONTAINS THE LIST OF VOTERS WHO VOTED BY EITHER AFFIDAVIT BALLOT OR COURT ORDER; THAT IT CONTAINS A LIST OF VOTERS REQUIRED TO SHOW IDENTIFICATION AND THE INFORMATION OBTAINED FROM SAID VOTER; AND THAT ALL ENTRIES ARE TRUE AND ACCURATE OF OUR PROCEEDINGS ON THIS ELECTION DAY.

INSPECTOR SIGNATURE _____ INSPECTOR SIGNATURE _____

INSPECTOR SIGNATURE _____ INSPECTOR SIGNATURE _____

**This form is signed by all 4 inspectors at the
Close of Polls**

SECTION I: NAME/ADDRESS CHANGE

NAME / ADDRESS CHANGE WITHIN YOUR POLLING LOCATION

IF A VOTER PRESENTS HIM OR HERSELF TO VOTE AND GIVES YOU A NEW ADDRESS IT IS PERFECTLY LEGAL FOR THIS PERSON TO VOTE. **DO NOT TURN ANY VOTER AWAY BECAUSE OUR RECORDS DO NOT REFLECT THE UPDATED ADDRESS OR NAME.**

- **ADDRESS CHANGE** – Make sure address is within your ward/district (poll site). Update voter's change of address in the e-Pollbook. Have voter verify and sign. Process as an affidavit voter. If address is not in your site you must direct voter to the proper poll site or correct county.
***REMINDER QUEENSBURY & GLENS FALLS VOTERS CAN VOTE AT ANY POLL SITE WITHIN THEIR RESPECTIVE TOWN/CITY**
- **NAME CHANGE** – You can edit the voter's name in the e-Pollbook. Have voter sign e-Pollbook with their new name. Additionally, have voter sign new name on Section I of the Challenge Report.

SECTION I (USE THIS IF THE NEW ADDRESS IS STILL IN YOUR POLLING LOCATION- USE FOR Name or Address Change)	
NAME OF VOTER: _____	NEW NAME: _____
DATE OF BIRTH: _____	
VOTER ID #: _____	NEW SIGNATURE: _____
ADDRESS: _____	NEW ADDRESS: _____
CITY/TOWN: _____	CITY/TOWN: _____
Mailing address: _____	

IF NAME IS NOT IN THE POLL PAD OR THE VOTER IS INACTIVE – present NOTICE TO VOTER

Voter may vote by Affidavit or he/she may obtain a Court Order.
(complete Section IV for Affidavits/Court Orders)

NOTICE TO VOTER Affidavit and Court Order Voting Instructions <small>Election Law Section 5-522.3a & 5-523</small>	
Why am I getting this notice? <input type="checkbox"/> We have no record of your registration. Complete sections A through D on the affidavit envelope. <input type="checkbox"/> You did not present ID today. You must provide acceptable ID to your Board of Elections. <input type="checkbox"/> Our records show that you have already voted in this election.	<input type="checkbox"/> You are an inactive voter because you have moved within your city or county and did not report this change. Remember to write your new address on the back of the affidavit envelope. <input type="checkbox"/> The poll book does not correctly reflect your party enrollment. <input type="checkbox"/> Our records show that you have been issued an absentee ballot. You can only vote by affidavit ballot today.
What are my options to vote today? If you received this form because you have been issued an absentee ballot, you can only vote by affidavit ballot. All other voters who received this form can vote by affidavit ballot or by court order. What is affidavit voting? Affidavit voting is a secure way to vote when there is some issue with you voting a regular ballot. This process allows you to cast a ballot today. How to vote an affidavit ballot: 1. Take your Affidavit Privacy Sleeve to the Privacy Booth or Ballot Marking Device. 2. Mark your ballot. 3. Seal your voted ballot inside the Affidavit Ballot Envelope. Remember to sign in section D. 4. Return your sealed Affidavit Ballot Envelope to the poll worker. What happens to my affidavit ballot after I vote? Your voted affidavit ballot goes to the Board of Elections. They will check their records and determine whether you are eligible to vote. If the Board finds that you are eligible to vote, your ballot will be counted before the election is made final. Why am I an inactive voter? You might be an inactive voter because the board believes that you no longer live at your registration address. When you cast an affidavit ballot, you will be restored to active status and your ballot will be counted. What is court order voting? If you don't want to vote using an affidavit ballot, you can apply for a court order directing the Election Inspectors to allow you to vote using a regular ballot. To apply to vote by court order, you must contact County Board at the number at the bottom of this notice. What happens next? After you vote, you may contact your local board of elections using the information below to determine whether the vote was counted, and if the vote was not counted, the reason that the vote was not counted. <small>Harris County Board of Elections 936-261-6400 1200 State St., 5, Lake George, NY 12845 www.harriscounty-pdx.com</small>	

NO COURT ORDERS FOR ABSENTEES

SECTION II : Challenged Voter

CHALLENGED VOTER

A voter's qualifications can be challenged at the polling site by an Inspector, Poll watcher, or any registered voter who is properly voting at that polling site.

Challenges can be made for several reasons:

- The person's signature does not match the current registration signature
- Someone else using the same name has already voted
- The person is believed not to reside at his or her address

As an inspector, you must challenge any voter whom you know or suspect is not legally entitled to vote in your district.

Challenges of Voters

Follow these steps in processing challenges:

1. Make the challenge before the person votes.
2. Add the challenged voter's name to the Challenge Report – Section II (Challenges)
3. Give the challenged voter the **Notice to Voters** form explaining his or her legal options.
4. Administer the **Preliminary Oath** to the voter. If the voter refuses to answer questions or take the oath, they may not vote.
5. Question the voter about his or her qualification. (see Challenge Oath and Report form)

Deciding the Challenge

If the Board of Inspectors is satisfied with the voter's answers to these questions, the challenge is withdrawn and the individual is allowed to vote on the voting system in the normal manner.

If the Board of Inspectors decides that the challenge is warranted, the individual is not allowed to vote. However, if the voter still claims to be qualified, the Board of Inspectors will administer the **Qualification Oath** to be sure that the individual understands the voting requirements and that they know if they make a false statement on the affidavit, they will be guilty of perjury. The challenged voter then is allowed to vote on the voting system.

If there is no record for the person, issue him or her an Affidavit **Ballot**. Or the voter may obtain a **Court Order**.

The image shows a sample of a 'Section II CHALLENGES' form. The form is tilted and has a blue glow. It contains the following fields: 'Name :', 'Address:', 'Voter ID#:', and 'Reason for Challenge:'. The text 'Section II CHALLENGES' is printed at the top of the form. On the right side, the letters 'N', 'A', 'V', and 'R' are visible, likely part of a larger document or page number.

Fill out this on the Challenge Report sheet

CHALLENGE OATH AND REPORT

(Pursuant to Section 8-504 of the Election Law)

WARREN COUNTY

TOWN or
CITY _____ WARD _____ ELECTION DISTRICT _____

PRELEMINARY OATH

INSPECTOR: "You do solemnly swear (or affirm) that you will make true answers to such questions as may be put to you concerning your qualifications as a voter."

(If the answer is "YES" the Inspector proceeds with the questions below. If the answer is "NO" the Inspector shall refuse to allow the applicant to vote.)

QUESTIONS:

1. Did you previously vote in New York State? _____
2. What is your true name? _____
3. What is or was your father's name? _____
4. What is or was your mother's full name? _____
5. Where do you presently reside? _____
6. How long have you lived there? _____
7. How long have you lived in Warren County? _____
8. How long have you lived in New York State? _____
9. Where were you born? _____
10. If foreign born, where were you naturalized? _____
11. In what year were you naturalized? _____
12. If recently naturalized, has 30 days expired? _____
13. Where did you formerly reside? _____
14. How long did you live there? _____
15. Are you married, single or widowed? _____
16. Are you over 18 years of age? _____

If the above questions have been answered satisfactorily, the challenge may be withdrawn by the Inspectors and the challenge list noted "challenge withdrawn". If any deficiencies appear to the above answers, the Inspectors shall point them out to the applicant and if the applicant persists in voting, the following oath shall be administered:

QUALIFICATION OATH:

INSPECTOR: "You do swear (or affirm) that you are 18 years of age, that you are a citizen of the United States and that you have been a resident of this state, and of this county for thirty days next preceding this election, that you still reside at the same address from which you have been duly registered in this election district, that you have not voted at this election, and that you do not know of any reason why you are not qualified to vote at this election. You do further declare that you are aware that it is a crime to make any false statement. That all the statements you have made to the board have been true and that you understand that a false statement is perjury and you will be guilty of a misdemeanor."

I certify that I have read each of the questions and that I have answered truthfully each of the above questions.

Signature of Applicant

Date

I certify that I have read to the above-named applicant each of the foregoing questions and that I have truly recorded his or her answers to each of the questions.

Inspector of Elections

Date

NOTE: Continue this section only as warranted, and if you are not satisfied with the applicant's responses to the first series of questions.

THE BRIBERY OATH:

INSPECTOR: "You do swear (or affirm) that you have not received or offered, do not expect to receive, have not paid, offered or promised to pay or contributed, offered or promised to contribute to another, to be paid or used: any money or any other valuable thing as a compensation or reward for the giving or withholding of a vote at this election, and have not made any promise to influence the giving or withholding of any such vote, and that you have not made, or become directly or indirectly interested in any bet or wager depending upon the result of this election."

Signature of applicant

Date

Inspector of Elections

Date

THE CONVICTION OATH:

INSPECTOR: "You do swear (or affirm) that you have not been convicted of any felony, of if so convicted, that you have been pardoned, or restored to all the rights of a citizen, or the maximum term of imprisonment to which you were sentenced has expired, or you have been discharged from parole or your sentence has been suspended."

Signature of applicant

Date

Inspector of Elections

Date

THE INCOMPETENCY OATH:

INSPECTOR: "You do swear (or affirm) that you have not been adjudged incompetent by order of competent judicial authority, or if so adjudged, that you have since been adjudged competent which fully warrants your right to vote."

Signature of applicant

Date

Inspector of Elections

Date

IF ANY PERSON SHALL REFUSE TO TAKE ANY OATH SO TENDERED HE SHALL NOT BE PERMITTED TO VOTE, BUT IF HE SHALL TAKE THE OATH OR OATHS TENDED TO HIM, HE SHALL BE PERMITTED TO VOTE.

SECTION III: Voter Assistance

PROVIDING VOTER ASSISTANCE

Any voter, who states under oath that he or she requires assistance in the voting booth, may request help from the Board of Inspectors. The voter may get help from someone other than the Inspectors, but that person cannot be the voter's employer or their union agent.

A voter can be assisted if the voter:

- ✓ *Cannot read or write;*
- ✓ *Does not speak or read English and needs assistance or an interpreter;*
- ✓ *Cannot see, even with eyeglasses, the names on the ballot;*
- ✓ *Is physically disabled in a way that does not let them vote in the proper manner.*
- ✓ *Cannot enter the voting booth without assistance from another person.*

If a voter requests assistance from the Board of Inspectors, take the following steps.

- ✓ *Have the voter swear that he or she needs assistance.*
- ✓ *Have the voter sign his or her name in the poll book. If the voter has no one to help them, one Inspector from each political party will provide the assistance. If the voter requests help from someone other than an Inspector, administer the required oath to that individual (**Voter Assistance Oath**). Make sure that the person providing assistance is not the voter's employer or union agent.*
- ✓ *Provide the needed assistance in the voting booth, but do nothing to influence their vote or observe how the person voted. If you happen to notice how the person voted, tell no one.*
- ✓ *Enter the name of the voter who received assistance, and the name and address of the person who provided assistance, in **Section III** of the Challenge Report.*

Section III
ASSISTANCE PROVIDED

Name: _____

Address: _____

Voter ID#: _____

Reason for Assistance: _____

Person Providing Assistance

Name: _____

Address: _____

Aff
Nar
Add
Vot
Affi
Cou

Voter Assistance Oath:

Fill out this on the Challenge Report sheet

For a person, other than an Inspector, who assists an individual with voting, the oath below must be taken before the person rendering assistance enters the voting booth. The person providing assistance must swear or affirm that he or she

“will not in any manner request, or seek to persuade or induce the voter to vote any particular ticket or for any particular candidate, and that he will not keep or take any memorandum or entry of anything occurring within the booth, and that he will not, directly or indirectly, reveal to any person the name of any candidate voted for by the voter, or which ticket he had voted, or pursuant to law to give testimony as to such matters in a judicial proceeding.” (Election Law 8-306.5)

SECTION IV: Affidavit Ballot Instructions

1. If the voter's name is not in the Poll Book or does not have the required ID for voting or the voter is marked **Inactive**, records show **Already Voted**, records show **absentee ballot was issued** or for a primary (the poll book does not reflect your party enrollment) and it has been determined the voter is in the correct election district, immediately provide voter with a copy of the "NOTICE to VOTER".

2. Voter Found in ePollbook

If the voter's name is marked "Voter is not eligible to vote a regular ballot" in the electronic poll book, tell the voter you found their name marked inactive, requested absentee, or already voted. Ask the voter if they live at the address indicated. If they do live at that address, then:

Process voter as an affidavit voter following instructions in ePollbook. Ballot will be printed and handed to affidavit voter along with an empty affidavit envelope to be completed.

3. Voter Not Found in ePollbook

If the voter's name is not found in the ePollbook and you have exhausted all sources you will follow instructions for Voter Not Found in the ePollbook manual. You will enter all the voter's information in the ePollbook and they will verify & sign. You will then process as an affidavit which will print on demand the ballot. Please give voter their ballot & an affidavit envelope, instruct them to complete the envelope, mark their ballot, return ballot in envelope & return to you.

4. Do not let the voter use the voting machine. (Ballot will not Cast)

5. Inspector writes the voter's name and address on section IV of the Challenge report.
(AFFIDAVIT BALLOTS / COURT ORDERS)

6. The Inspectors place the **SEALED** voted Affidavit Ballot envelope into the marked envelope in the Challenge Report binder to be returned to the Board of Elections in the Blue Canvass Inspector bag.

IMPORTANT THINGS TO REMEMBER

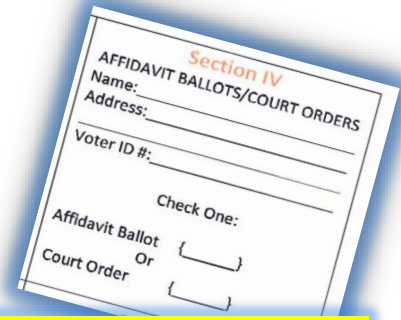
- If the voter is in the **Wrong Election Location**, or if the envelope is not completely filled out. The vote will not count.
- **IF THE VOTER'S STATED ADDRESS IS NOT IN THE ELECTION DISTRICT:** Direct the voter to the correct polling place.

If the voter refuses an Affidavit Ballot, you may offer a Court Order.

(See instructions on reverse)

Do not turn away any voter who requests an affidavit ballot who claims to live in the election district and if a primary, also claims an entitlement to vote in the party's primary.

Any voter who says they reside in the election district—EVEN IF THEY JUST MOVED THERE —MUST be offered an affidavit ballot promptly. Do not turn away any voter who requests an affidavit ballot who claims to live in the election district (and if a primary, also claims an entitlement to vote in the party’s primary.)



Fill out this on the Challenge Report sheet

Affidavit Oath

A Please provide the following required information

Your name: Last name: _____ First name: _____ Middle initial: _____
 Address (not P.O. box): _____
 Apt. Number: _____ Zip code: _____
 City/Town/Village: _____
 New York State County: _____

The address where you live: _____
 Date of birth: _____ Party enrollment: _____

B Please check each box that applies to you and fill in the appropriate blank(s)

I have been informed by the inspectors that my registration record is not available to them, however I have duly registered to vote in this election district from the address given above, and I remain a duly qualified voter in this district.

I have moved within New York State since my last registration and have lived at the address listed above for at least 30 days before the date of this election. My previous address was: _____

I was required to present identification when I voted today, but I did not do so.

I have not voted in this election, but the records of the Board indicate that I have already voted.

For Primary Elections Only: I am enrolled in the political party stated in the section above, but the poll book does not reflect my correct enrollment.

C Additional information to register to vote in the event that you do not have a valid voter registration at file

Are you a citizen of the U.S.? Yes No
 If you answer No, you are not eligible to vote.

D Qualifications

A) Will you be 18 years of age or older on or before election day? Yes No
 B) Are you at least 18 years of age and understand that you must be 18 years of age on or before election day to vote, and that until you will be eighteen years of age at the time of such election your registration will be marked "pending" and you will be unable to cast a ballot in any election? Yes No
 If you answer No to both of the prior questions, you cannot register to vote.

More information: Telephone (optional): _____ Gender (optional): _____
 Email (optional): _____
 Address or P.O. Box: _____
 P.O. Box: _____ Zip code: _____
 City/Town/Village: _____

The address where you receive mail: _____
 Skip if same as above

Voting history: Have you voted before? Yes No What year? _____

Voting information that has changed: Your name was _____
 Your address was _____
 Your previous state or New York State County was _____

Identification: You must make 1 selection.
 New York State DMV number: _____
 Last four digits of your Social Security number: X X X - X X - _____
 I do not have a New York State driver's license or a Social Security number.

Political party: You must make 1 selection.
 I wish to enroll in a political party:
 Democratic party Working Families party Independent party
 Republican party Green party SAM party
 Conservative party Libertarian party Other _____
 I do not need to enroll in any political party and wish to be an independent voter.
 No party.

D All voters must date and sign the oath below

E It is a crime to procure a false registration or to furnish false information to the Board of Elections

Affidavit: I swear or affirm that

- I am a citizen of the United States.
- I will have lived in the county, city or village for at least 30 days before the election.
- I understand the requirements to register to vote in New York State.
- This is my signature or mark at the box to the right.
- The above information is true. If I am permitted to do so, I can be contacted and interviewed by the Board of Elections for up to four years.

Sign: _____ Date: _____

For Board Use Only - To be completed by an Election Inspector
 Town/City: _____ AD Ward: _____

Inspectors fill in bottom section



NOTICE TO VOTER

Affidavit and Court Order Voting Instructions

Election Law Section 8-302-3a & 8-303

Why am I getting this notice?

We have no record of your registration.

Complete sections A through D on the affidavit envelope.

You did not present ID today.

You must provide acceptable ID to your Board of Elections.

Our records show that you have already voted in this election.

You are an inactive voter because you have moved within your city or county and did not report this change.

Remember to write your new address on the back of the affidavit envelope.

The poll book does not correctly reflect your party enrollment.

Our records show that you have been issued an absentee ballot.

You can only vote by affidavit ballot today.

What are my options to vote today?

If you received this form because you have been issued an absentee ballot, you can only vote by affidavit ballot.

All other voters who received this form can vote by affidavit ballot or by court order.

What is affidavit voting?

Affidavit voting is a secure way to vote when there is some issue with you voting a regular ballot. This process allows you to cast a ballot today.

How to vote an affidavit ballot

1. Take your Affidavit Privacy Sleeve to the Privacy Booth or Ballot Marking Device.
2. Mark your ballot.
3. Seal your voted ballot inside the Affidavit Ballot Envelope. Remember to sign in section D.
4. Return your sealed Affidavit Ballot Envelope to the poll worker.

What happens to my affidavit ballot after I vote?

Your voted affidavit ballot goes to the Board of Elections. They will check their records and determine whether you are eligible to vote. If the Board finds that you are eligible to vote, your ballot will be counted before the election is made final.

Why am I an inactive voter?

You might be an inactive voter because the board believes that you no longer live at your registration address. When you cast an affidavit ballot, you will be restored to active status and your ballot will be counted.

What is court order voting?

If you don't want to vote using an affidavit ballot, you can apply for a court order directing the Election Inspectors to allow you to vote using a regular ballot. To apply to vote by court order, you must contact your County Board at the number at the bottom of this notice.

What happens next?

After you vote, you may contact your local board of elections using the information below to determine whether the vote was counted, and if the vote was not counted, the reason that the vote was not counted.]

Warren County Board of Elections

518-761-6456 | 1340 State Rte. 9, Lake George, NY 12845 | warrencountyny.gov/boe

COURT ORDERED VOTING

Court orders are used when a voter's name does not appear in the Poll Book, the voter claims to reside in the district and the voter wants to vote on the machine (refuses an affidavit ballot). To obtain a Court Order, the following steps must be taken: **NO COURT ORDERS ISSUED FOR ABSENTEES**

1. Contact the BOE (761-6456 or 761-6457) to let them know someone is requesting a Court Order.
2. Refer the voter to the BOE office at the Human Services Building, 1340 State Route 9, Lake George, New York. The voter must come to the office to complete paperwork and schedule a time to meet with the Judge.
3. Once the Judge has issued a Court Order for the voter, the voter will return to the polling site and present the Court Order to the inspector. See sample page 47.
4. The Inspector will take the Court Order from the voter. The Court Order must specify the voter's name, address and Election District.
5. The Inspectors must then allow the voter to vote on the machine. Issue a Ballot to the voter with a Privacy Folder.
6. The Inspectors must place the Court Order signed by the Judge inside the cover of the Black Challenge Binder.

SUPREME COURT OF THE STATE OF NEW YORK
COUNTY OF WARREN

PETITIONER,

To have name added to the register of voters of the _____
Election District _____ Ward of the Town or City of _____
_____, Warren County, New York.

ORDER

Upon the petition of _____
verified _____, 20____ to have Petitioner's name placed upon the
register of voters by the Warren County Board of Elections, and it appearing
therefrom the Petitioner is a qualified elector, it is ordered that Warren County
Board of Elections shall add the name of _____
to the list of registered voters entitled to vote at the election to be held on
_____.

DATED: _____ JUSTICE SUPREME COURT

SAMPLE
Court
Order

<input type="checkbox"/> Yes, I need an application for an Absentee Ballot		Please print or type in blue or black		<input type="checkbox"/> Yes, I would like to be an Election Day Worker	
1 Are you a U.S. Citizen? Yes <input type="checkbox"/> No <input type="checkbox"/>		2 I will be 18 years old on or before election day: Yes <input type="checkbox"/> No <input type="checkbox"/>		For Board Use Only!	
<small>If you answered NO, do not complete this form. If you answered NO, do not complete this form, unless you will be 18 by the end of the year.</small>					
3 Last Name		First Name		Middle Initial	
4 Address Where You Live (do not give P.O. address)		Apt.No.		City/Town/Village	
5 Address Where You Get Your Mail (if different from above)		P.O. Box, star rte., etc.		Post Office	
6 Date of Birth		7 Gender		8 Home Tel. Number (optional)	
9 The last year you voted		Your Address was (give house number, street, and city)		ID Number - Check the applicable box and provide your number	
10 In county/state		Under the name (if different from your name now)		<input type="checkbox"/> New York DMV number _____ <input type="checkbox"/> Last four digits of your Social Security number _____ <input type="checkbox"/> I do not have a New York DMV number or a Social Security number.	
11 Choose a Party - Check one box only <input type="checkbox"/> DEMOCRATIC PARTY <input type="checkbox"/> REPUBLICAN PARTY <input type="checkbox"/> CONSERVATIVE PARTY <input type="checkbox"/> WORKING FAMILIES PARTY <input type="checkbox"/> GREEN PARTY <input type="checkbox"/> LIBERTARIAN PARTY <input type="checkbox"/> INDEPENDENCE PARTY <input type="checkbox"/> SAM PARTY <input type="checkbox"/> OTHER (write in) _____ <input type="checkbox"/> I DO NOT WISH TO ENROLL IN A PARTY			12 AFFIDAVIT: I swear or affirm that • I am a citizen of the United States. • I will have lived in the county, city, or village for at least 30 days before the election. • I meet all requirements to register to vote in New York State. • This is my signature or mark on the line below. • The above information is true, I understand that if it is not true I can be convicted and fined up to \$5,000 and/or jailed for up to four years.		
			Signature or mark		Date

HAVA

VOTERS PROVIDING IDENTIFICATION

VOTER NAME

IDENTIFICATION PROVIDED
& ID NUMBER

VOTER ID# FROM POLLBOOK

eg

John Doe

License 000-000-000

M25663

1

2

3

4

5

6

7

8

9

10

11

12

13

14

15

16

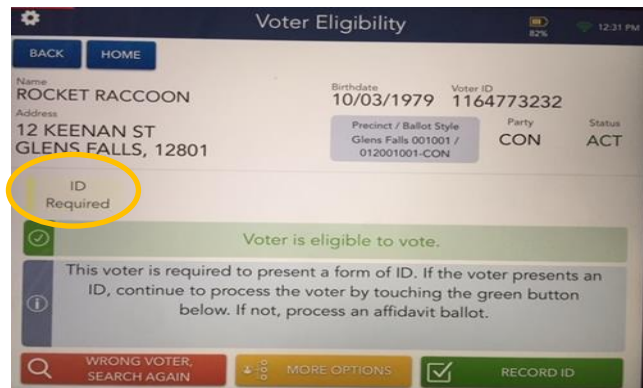
17

18

19

SAMPLE
HAVA Sheet

If the E- poll book indicates “ID Required” in the signature line, the voter must produce a physical form of ID before they can vote on the voting machine. If the Voter does not provide ID the Voter may vote by Affidavit.



A Voter whose name is denoted in the poll book must present one of the following forms of Identification.

✓ Current/Valid Photo ID - Examples are:

- Passport
- Driver's License
- Non-driver's ID
- Student ID card
- Firearms permit
- Pilot License
- Military ID
- Government ID
- Discount cards issued to senior citizens or persons with disabilities by a public authority
- Utility Bill
- Bank Statement
- Government paycheck – Other Government Documents – see form in Challenge Binder

Once the voter presents a form of identification you must allow the Voter to sign the poll book and vote in the normal manner. Write ID presented and the # on the HAVA form in Black Challenge Book. If a Voter does not have an acceptable form of identification he/she is NOT permitted to vote in the normal manner unless they return with proper identification. If the Voter refuses to present identification he/she must be permitted to vote using an Affidavit Ballot.

REMEMBER: If you do not see “ID Required” on the signature line you **DO NOT** ask for identification from the voter. This is in accordance with New York State Election Law.