


# WARREN COUNTY BOARD OF ELECTIONS

ELIZABETH MCLAUGHLIN  
DEMOCRATIC COMMISSIONER




WILLIAM T VANNESS  
REPUBLICAN COMMISSIONER


## PRIMARY ELECTION 09/13/2018 STATEMENT OF CANVASS

This document shall serve as the STATEMENT OF CANVASS of the Warren County Board of Elections in relation to the votes cast at the Primary Election held on 09/13/18

The Warren County Board of Elections, being custodian of election records and the Dominion Voting System as well as its' RTR Election Program, and after having met for the purpose of canvassing the votes cast at said election, DO HEREBY CERTIFY THE ATTACHED IS A SUMMARY OF SAID VOTES.

Sworn this date 9-21-18 Lake George, NY

  
Elizabeth McLaughlin  
Commissioner

  
William T VanNess  
Commissioner

WARREN COUNTY  
 PRIMARY ELECTION  
 September 13, 2018

GOVERNOR  
 VOTE ONCE

DISTRICT	TOTAL TURNOUT	VOTER REGISTRATION	% TURNOUT	CYNTHIA E. NIXON DEM	ANDREW M. CUOMO DEM	WRITE IN	UNDER / OVER VOTES	TOTAL VOTES CAST
B	77	642	12%	38	33	0	-6	71
C	112	826	14%	44	66	0	-2	110
HA	42	250	17%	12	28	0	-2	40
HO	59	633	9%	27	30	0	-2	57
J	129	695	19%	67	55	0	-7	122
LG	147	1,072	14%	68	74	0	-5	142
LL	87	788	11%	41	43	0	-3	84
SC	20	162	12%	8	11	0	-1	19
T	38	280	14%	14	23	1	0	38
W	103	882	12%	43	57	0	-3	100
<b>TOTAL</b>	<b>814</b>	<b>6,230</b>	<b>13%</b>	<b>362</b>	<b>420</b>	<b>1</b>	<b>-31</b>	<b>783</b>
GF W1	74	588	13%	32	42	0	0	74
GF W2	228	1,228	19%	108	118	0	-2	226
GF W3	224	1,238	18%	116	98	1	-9	215
GF W4	91	601	15%	41	50	0	0	91
GF W5	103	899	11%	50	51	0	-2	101
<b>TOTAL</b>	<b>720</b>	<b>4,554</b>	<b>16%</b>	<b>347</b>	<b>359</b>	<b>1</b>	<b>-13</b>	<b>707</b>
Q W1ED1	73	503	15%	44	55	0	26	99
Q W1ED2	68	487	14%	29	31	0	-8	60
Q W1ED345	203	1,217	17%	93	87	0	-23	180
<b>TOTAL</b>	<b>344</b>	<b>2,207</b>	<b>16%</b>	<b>166</b>	<b>173</b>	<b>0</b>	<b>-5</b>	<b>339</b>
Q W2ED123	289	1,821	16%	133	152	0	-4	285
Q W2ED4	74	645	11%	40	29	0	-5	69
<b>TOTAL</b>	<b>363</b>	<b>2,466</b>	<b>15%</b>	<b>173</b>	<b>181</b>	<b>0</b>	<b>-9</b>	<b>354</b>
Q W3ED123	209	1,639	13%	102	101	0	-6	203
Q W3ED4	53	478	11%	21	27	0	-5	48
<b>TOTAL</b>	<b>262</b>	<b>2,117</b>	<b>12%</b>	<b>123</b>	<b>128</b>	<b>0</b>	<b>-11</b>	<b>251</b>
Q W4ED123	191	1,740	11%	85	98	2	-6	185
<b>TOTAL</b>	<b>191</b>	<b>1,740</b>	<b>11%</b>	<b>85</b>	<b>98</b>	<b>2</b>	<b>-6</b>	<b>185</b>
<b>GRAND TOTAL</b>	<b>2,694</b>	<b>19,314</b>	<b>14%</b>	<b>1,256</b>	<b>1,359</b>	<b>4</b>	<b>-75</b>	<b>2,619</b>

WARREN COUNTY  
 PRIMARY ELECTION  
 September 13, 2018

LT GOVERNOR  
 VOTE ONCE

DISTRICT	TOTAL TURNOUT	VOTER REGISTRATION	% TURNOUT	KATHY C. HOCHUL DEM	JUMAANE D. WILLIAMS DEM	WRITE IN	UNDER / OVER VOTES	TOTAL VOTES CAST
B	77	642	12%	35	27	0	-15	62
C	112	826	14%	62	42	0	-8	104
HA	42	250	17%	30	4	0	-8	34
HO	59	633	9%	32	22	0	-5	54
J	129	695	19%	70	49	1	-9	120
LG	147	1,072	14%	84	53	0	-10	137
LL	87	788	11%	58	22	0	-7	80
SC	20	162	12%	11	6	0	-3	17
T	38	280	14%	21	13	1	-3	35
W	103	882	12%	61	34	0	-8	95
<b>TOTAL</b>	<b>814</b>	<b>6,230</b>	<b>13%</b>	<b>464</b>	<b>272</b>	<b>2</b>	<b>-76</b>	<b>738</b>
GF W1	74	588	13%	51	21	0	-2	72
GF W2	228	1,228	19%	137	77	0	-14	214
GF W3	224	1,238	18%	131	68	2	-23	201
GF W4	91	601	15%	54	33	1	-3	88
GF W5	103	899	11%	62	35	0	-6	97
<b>TOTAL</b>	<b>720</b>	<b>4,554</b>	<b>16%</b>	<b>435</b>	<b>234</b>	<b>3</b>	<b>-48</b>	<b>672</b>
Q W1ED1	73	503	15%	69	25	0	21	94
Q W1ED2	68	487	14%	34	23	0	-11	57
Q W1ED345	203	1,217	17%	107	59	0	-37	166
<b>TOTAL</b>	<b>344</b>	<b>2,207</b>	<b>16%</b>	<b>210</b>	<b>107</b>	<b>0</b>	<b>-27</b>	<b>317</b>
Q W2ED123	289	1,821	16%	176	103	0	-10	279
Q W2ED4	74	645	11%	45	21	0	-8	66
<b>TOTAL</b>	<b>363</b>	<b>2,466</b>	<b>15%</b>	<b>221</b>	<b>124</b>	<b>0</b>	<b>-18</b>	<b>345</b>
Q W3ED123	209	1,639	13%	126	71	0	-12	197
Q W3ED4	53	478	11%	29	17	0	-7	46
<b>TOTAL</b>	<b>262</b>	<b>2,117</b>	<b>12%</b>	<b>155</b>	<b>88</b>	<b>0</b>	<b>-19</b>	<b>243</b>
Q W4ED123	191	1,740	11%	115	66	1	-9	182
<b>TOTAL</b>	<b>191</b>	<b>1,740</b>	<b>11%</b>	<b>115</b>	<b>66</b>	<b>1</b>	<b>-9</b>	<b>182</b>
<b>GRAND TOTAL</b>	<b>2,694</b>	<b>19,314</b>	<b>14%</b>	<b>1,600</b>	<b>891</b>	<b>6</b>	<b>-197</b>	<b>2,497</b>

WARREN COUNTY  
 PRIMARY ELECTION  
 September 13, 2018

ATTORNEY GENERAL  
 VOTE FOR ONE

DISTRICT	TOTAL TURNOUT	VOTER REGISTRATION	% TURNOUT	SEAN PATRICK MALONEY	LETTIA A. JAMES	LEECIA R. EYE	ZEPHYR TEACHOUT	NANCY B. SLIWA	MIKE DIEDERICH	CHRISTOPHER B. GARVEY	WRITE IN	UNDER / OVER VOTES	TOTAL VOTES CAST
				DEM	DEM	DEM	DEM	REF	REF	REF			
B	77	642	12%	27	8	1	34	2	2	0	2	-1	76
C	112	826	14%	33	14	5	55	1	1	0	0	-3	109
HA	42	250	17%	13	6	0	21	0	0	1	0	-1	41
HO	59	633	9%	17	9	3	26	0	0	1	0	-3	56
J	129	695	19%	35	7	4	77	1	1	0	2	-2	127
LG	147	1,072	14%	67	14	1	59	1	1	0	0	-4	143
LL	87	788	11%	36	3	3	42	1	0	0	0	-2	85
SC	20	162	12%	8	1	0	7	0	0	0	1	-3	17
T	38	280	14%	10	3	3	19	0	0	0	1	-2	36
W	103	882	12%	42	16	2	39	0	1	1	1	-1	102
<b>TOTAL</b>	<b>814</b>	<b>6,230</b>	<b>13%</b>	<b>288</b>	<b>81</b>	<b>22</b>	<b>379</b>	<b>6</b>	<b>6</b>	<b>3</b>	<b>7</b>	<b>-22</b>	<b>792</b>
GF W1	74	588	13%	43	5	1	24	0	0	1	0	0	74
GF W2	228	1,228	19%	86	20	5	110	1	1	0	1	-4	224
GF W3	224	1,238	18%	72	24	5	108	3	1	1	1	-9	215
GF W4	91	601	15%	38	9	4	40	2	0	1	1	4	95
GF W5	103	899	11%	44	13	2	41	0	0	1	0	-2	101
<b>TOTAL</b>	<b>720</b>	<b>4,554</b>	<b>16%</b>	<b>283</b>	<b>71</b>	<b>17</b>	<b>323</b>	<b>6</b>	<b>2</b>	<b>4</b>	<b>3</b>	<b>-11</b>	<b>709</b>
Q W1ED1	73	503	15%	36	9	8	43	0	0	0	0	23	96
Q W1ED2	68	487	14%	20	7	3	30	0	0	0	0	-8	60
Q W1ED345	203	1,217	17%	78	20	3	78	1	0	1	0	-22	181
<b>TOTAL</b>	<b>344</b>	<b>2,207</b>	<b>16%</b>	<b>134</b>	<b>36</b>	<b>14</b>	<b>151</b>	<b>1</b>	<b>0</b>	<b>1</b>	<b>0</b>	<b>-7</b>	<b>337</b>
Q W2ED123	289	1,821	16%	115	36	7	126	3	1	1	1	1	290
Q W2ED4	74	645	11%	32	8	1	27	0	0	0	0	-6	68
<b>TOTAL</b>	<b>363</b>	<b>2,466</b>	<b>15%</b>	<b>147</b>	<b>44</b>	<b>8</b>	<b>153</b>	<b>3</b>	<b>1</b>	<b>1</b>	<b>1</b>	<b>-5</b>	<b>358</b>
Q W3ED123	209	1,639	13%	91	17	5	90	4	1	1	0	0	209
Q W3ED4	53	478	11%	23	8	0	15	0	0	1	0	-6	47
<b>TOTAL</b>	<b>262</b>	<b>2,117</b>	<b>12%</b>	<b>114</b>	<b>25</b>	<b>5</b>	<b>105</b>	<b>4</b>	<b>1</b>	<b>2</b>	<b>0</b>	<b>-6</b>	<b>256</b>
Q W4ED123	191	1,740	11%	76	31	6	72	0	0	1	2	-3	188
<b>TOTAL</b>	<b>191</b>	<b>1,740</b>	<b>11%</b>	<b>76</b>	<b>31</b>	<b>6</b>	<b>72</b>	<b>0</b>	<b>0</b>	<b>1</b>	<b>2</b>	<b>-3</b>	<b>188</b>
<b>GRAND TOTAL</b>	<b>2,694</b>	<b>19,314</b>	<b>14%</b>	<b>1,042</b>	<b>288</b>	<b>72</b>	<b>1,183</b>	<b>20</b>	<b>10</b>	<b>12</b>	<b>13</b>	<b>-54</b>	<b>2,640</b>