

Everything else you need to know

- Bill of Rights
 - NYCLU
- Items Posted in the Voting Booths

NEW YORK STATE VOTER'S BILL OF RIGHTS

As a registered voter, you have the RIGHT TO:

- ➔ **VOTE:** The right to vote includes voting for candidates and questions on the ballot and having sufficient time to vote.
- ➔ **HAVE YOUR VOTES COUNT:** Vote on a voting system that is in working condition and that will allow votes to be accurately cast.
- ➔ **SECRECY IN VOTING:** Secrecy in voting will be preserved for all elections.
- ➔ **FREEDOM IN VOTING:** Cast your vote, free from coercion or intimidation by elections officers or any other person.
- ➔ **PERMANENT REGISTRATION:** Once registered to vote, you continue to remain qualified to vote from an address within your county or city.
- ➔ **ACCESSIBLE ELECTIONS:** Non-discriminatory equal access to the election system for all voters, including the elderly, disabled, alternative language minorities, military and overseas citizens, as required by federal and state laws.
- ➔ **ASSISTANCE IN VOTING:** You may request assistance to vote because of blindness, disability, or inability to read or write.
- ➔ **INSTRUCTION IN VOTING:** You can view a sample ballot in this polling place prior to voting, and before entering the machine, you may also request help in how to operate the machine.
- ➔ **ABSENTEE VOTING:** If you will be out of your county of residence, or New York City, on election day, or are unable to go to your polling place due to illness or physical disability, you may cast an absentee ballot.
- ➔ **AFFIDAVIT VOTING:** Whenever your name does not appear in the poll ledger, or the registration or enrollment list, or you do not provide identification when required, you will be offered an affidavit ballot.
- ➔ **FIRST TIME VOTER?** Instructions on how to vote are available on the sample ballot posted in this polling place. If you need additional help, prior to signing in, ask the inspectors working here today.

CASTING A VOTE ON PAPER BALLOT? Review your ballot to be sure you have cast your votes as you intended. Be sure to vote for the number of candidates permitted for each office **on your ballot. If you make a mistake on your ballot, return it to the inspectors and you will be given** another.

PROBLEMS? Federal and state laws prohibit acts of fraud and misrepresentation in voting. When you encounter problems voting, contact your county board or the State Board of Elections.

To contact your County Board of Elections:

WARREN COUNTY BOARD OF ELECTIONS Call 518-761-6456-6457-6458-6459 or write to them, at

1340 STATE ROUTE 9
LAKE GEORGE NY 12845

To contact the **NEW YORK STATE BOARD OF ELECTIONS,**

Call 1-518-474-6221 or write to them, at 40 North Street, Albany, NY 12207-2108



Poll Worker Tips: Interacting Respectfully with Transgender & Gender Non-Conforming People

Definitions:

- **Transgender:** Umbrella term for individuals whose understanding of their own gender, behavior and how they present themselves in the world is different from what society expects based on their assigned sex at birth.
- **Gender Non-Conforming (GNC):** Term for individuals who do not follow societal expectations regarding how they "should" present themselves based on their assigned sex at birth.

Respectful Interaction at Poll Station:

1. At the poll, when you are greeting a transgender/GNC person, you may think that their registered name or identification does not "match" their gender presentation. Where all other legal requirements are met, *a transgender/GNC person is entitled to vote and should not be challenged on this basis.*
2. Do not assume that a person is male or female.
3. NEVER use words such as "it" or "whatever" when referring to someone who is transgender/GNC.
4. If you are not sure of someone's gender identity, or if the name given or shown on their identification does not appear to match the person's gender presentation, it is OK to ask if the person has a "preferred" name and/or pronoun.
5. When you are not sure what pronoun to use, stick to the person's first name or use the pronouns "they/them/theirs." (i.e. "This is *John's* ballot." Or "This is *their* ballot.")
6. NEVER ask a transgender/GNC person what their "real name" is.
7. If you make a pronoun mistake, acknowledge the mistake and apologize. Being honest about your unfamiliarity with transgender/GNC people shows respect. It also lets them know that you recognize them as someone exercising their right to vote and will use their preferred pronoun moving forward.
8. Being transgender isn't dependent on any particular medical procedure. It is never appropriate to inquire about surgeries or any other intimate details.
9. When you learn about an individual's transgender/GNC identity, keep it private. It is privileged information. You should never "out" people by revealing their identity to others.
10. Treat people respectfully, validating how they present themselves just as you would everyone else.

Please contact Melanjé Trimble with any questions: (516) 426-8594

Adapted with permission of the ACLU of Indiana, the League of Women Voters, & Freedom Indiana.

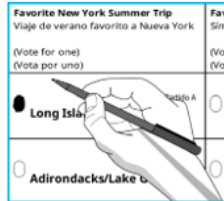
Items Posted In the Voting Booth



HOW TO VOTE

DO

Vote by completely filling in the oval next to the choice you wish to vote for.




For a WRITE-IN, fill in the oval next to the write-in line and write your choice on the line.



DON'T

Vote using an "x", checkmark, other mark, or by circling the choice.



Make sure your vote counts

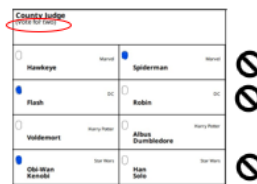
Look for the number of ovals to fill in for each contest.

Check the number of ovals you have filled in

If you fill in ovals for too many candidates in one contest, the scanner will display a message that you have an "Overvoted Ballot." You can press "Return Ballot" to get your ballot back and correct it, or you can ignore the message and cast your ballot with votes that will not count.



Correct number of ovals filled in.
This vote will count.



Too many ovals filled in.
These votes will not count

Do not vote more than once for the same candidate

In some contests, a candidate may be listed under more than one party. If you fill in more than one oval for a candidate in a contest, your vote will count for that candidate, but only under the party you selected listed first on the ballot.



Correct number of ovals filled in.
This vote will count.



Too many ovals filled in.
This vote will ONLY count for the candidate under the party listed higher on the ballot